

Route to Room 4005-07, 40/F, Tower 2 Exchange Square from Central station Exit A




1. Platform. Take the escalator to the concourse.



2. Take the escalator



3. To the gate.



4. Turn right to Exit A. Exit A is next to Heng Seng Bank ATM.



5. Exit A. Take the escalator to the ground.



6. You will see Bank of China, then turn right.



7. You will see the Exchange Square Tower, then turn right.



8. Go to the footbridge.



9. Go straight.



10. Go inside Tower One & Two Exchange Square.




11. Take the escalator.




12. Take the escalator to the lift lobby. Then turn right.



13. Walk across the “H” hallway of One Exchange Square.



14. You will see the info counter for One Exchange Square, then keep on walking to the left.




15. Go straight.



16. You will see the info counter for Two Exchange Square and a café, then turn left.



17. Find the “H” hallway of Two Exchange Square, and take the elevator.



18. Key in “40” and follow the instruction on the panel to the designated elevator.



19. Upon arriving the 40/F, find the signage board which indicate “4005-08” and turn right.



20. Turn left to the entrance of Room 4005. Walk inside and you will find our reception desk for registration.

Updated on 19 December 2022